


Unleash the Melodies: Dive into the First 15 Lessons You Should Take On Mandolin

Embark on a musical journey with the enchanting sound of the mandolin. As a budding musician, your first steps in mastering this beautiful instrument will shape your future playing experience. "First 15 Lessons You Should Take On Mandolin" provides a comprehensive and captivating guide to help you lay a solid foundation for your musical endeavors.

Lesson 1: Introducing the Mandolin

Begin by familiarizing yourself with the instrument's anatomy. Learn about the body, neck, fingerboard, and strings. Understand the proper way to hold the mandolin and pluck the strings for optimal sound production.



First 15 Lessons You Should Take On Mandolin: A Beginner's Guide, Featuring Step-By-Step Lessons with Audio, Video, and Popular Songs! by Fred Sokolow

★★★★☆ 4.5 out of 5

Language : English

File size : 4778 KB

Screen Reader : Supported

Print length : 32 pages



Lesson 2: Your First Chords

Dive into the world of chords, the building blocks of music. Start with simple chords like G, C, and D. Practice transitioning smoothly between them, laying the groundwork for future chord progressions.

Lesson 3: Basic Strumming Patterns

Set the rhythm in motion with basic strumming patterns. Explore downstrokes, upstrokes, and alternate picking. Learn how to create a steady beat and accentuate the melody.

Lesson 4: Embellishing with Hammer-Ons and Pull-Offs

Add depth to your playing with hammer-ons and pull-offs. These techniques allow you to create rapid melodic flourishes that enhance your musical expression.

Lesson 5: Introducing Scales

Expand your musical vocabulary with scales. Learn the major and minor scales, the fundamental building blocks of melodies and solos. Practice playing them in different positions on the fingerboard.

Lesson 6: Vibrato and Bends

Add expressiveness to your playing with vibrato and bends. Vibrato involves gently shaking the finger on the string, while bends involve intentionally bending the string to create pitch variations.

Lesson 7: Tremolo and Double Stops

Master advanced techniques like tremolo and double stops. Tremolo involves rapidly repeating a single note, while double stops involve playing two notes simultaneously. These techniques add character and complexity to your playing.

Lesson 8: Travis Picking

Unlock the secrets of Travis picking, a signature style characterized by a syncopated rhythm and alternating bass lines. Practice the fingerpicking patterns and apply them to popular songs.

Lesson 9: Chord Inversions

Explore the variations of chords with inversions. Learn how to rearrange the notes of a chord to create different sounds and voice leadings.

Lesson 10: Using a Capo

Maximize your fretboard with a capo. Learn how to place it at different positions to change the key of a song or create new chord voicings.

Lesson 11: Basic Music Theory

Lay the theoretical foundation for your musical journey. Learn about note values, intervals, and scales. Understanding music theory will help you analyze and interpret melodies and chords.

Lesson 12: Finger Picking Patterns

Develop your finger picking skills with a variety of patterns. Experiment with different finger combinations and rhythms to create intricate melodies and accompaniments.

Lesson 13: Alternate Tunings

Venture beyond standard tuning and explore alternate tunings. Learn how to retune your mandolin to create unique sounds and accommodate different musical styles.

Lesson 14: Improvisation and Soloing


Unleash your creativity with improvisation and soloing. Learn the art of creating melodies on the spot, using scales, chords, and your musical instincts.

Lesson 15: Performance Techniques

Prepare for live performances with performance techniques. Practice stage presence, communication with the audience, and managing nerves.

Congratulations on completing the first 15 lessons of your mandolin journey! With consistent practice and dedication, you will continue to unlock the hidden potential of this enchanting instrument. Remember to enjoy the process, explore different genres of music, and seek guidance from experienced musicians. Let the mandolin become an extension of your musical soul.

Image Alt: "First 15 Lessons You Should Take On Mandolin" book cover featuring an image of a mandolin with a musical staff in the background.



First 15 Lessons You Should Take On Mandolin: A Beginner's Guide, Featuring Step-By-Step Lessons with Audio, Video, and Popular Songs! by Fred Sokolow

★★★★☆ 4.5 out of 5

Language : English

File size : 4778 KB

Screen Reader: Supported

Print length : 32 pages

FREE


DOWNLOAD E-BOOK





Unlocking the Secrets of the Mind: Brain Mapping Indications and Techniques

The human brain, a intricate and mesmerizing organ, holds the key to our thoughts, emotions, and actions. Understanding its complexities has...



Novel of Misconception, Truth, and Love: A Journey of Transformation

Unraveling the Lies We Tell Ourselves Like a winding labyrinth, misconceptions ensnare us, distorting our perception of reality. This captivating novel...