


The Ultimate Guide to Tying Square Knot Variations

The square knot is one of the most versatile and useful knots in the world. It can be used for everything from tying shoes to securing a boat to a dock. But did you know that there are dozens of different square knot variations? Each variation has its own unique purpose and application.



How to Tie Square Knot Variations: A Macramé Tutorial

by Claire Percy

★★★★★ 5 out of 5

Language : English

File size : 2033 KB

Text-to-Speech : Enabled

Screen Reader : Supported

Enhanced typesetting: Enabled

Print length : 14 pages

Lending : Enabled



In this guide, we will teach you how to tie 20 different square knot variations. We'll start with the basic square knot and then move on to more advanced variations. By the end of this guide, you'll be a master of square knot tying!

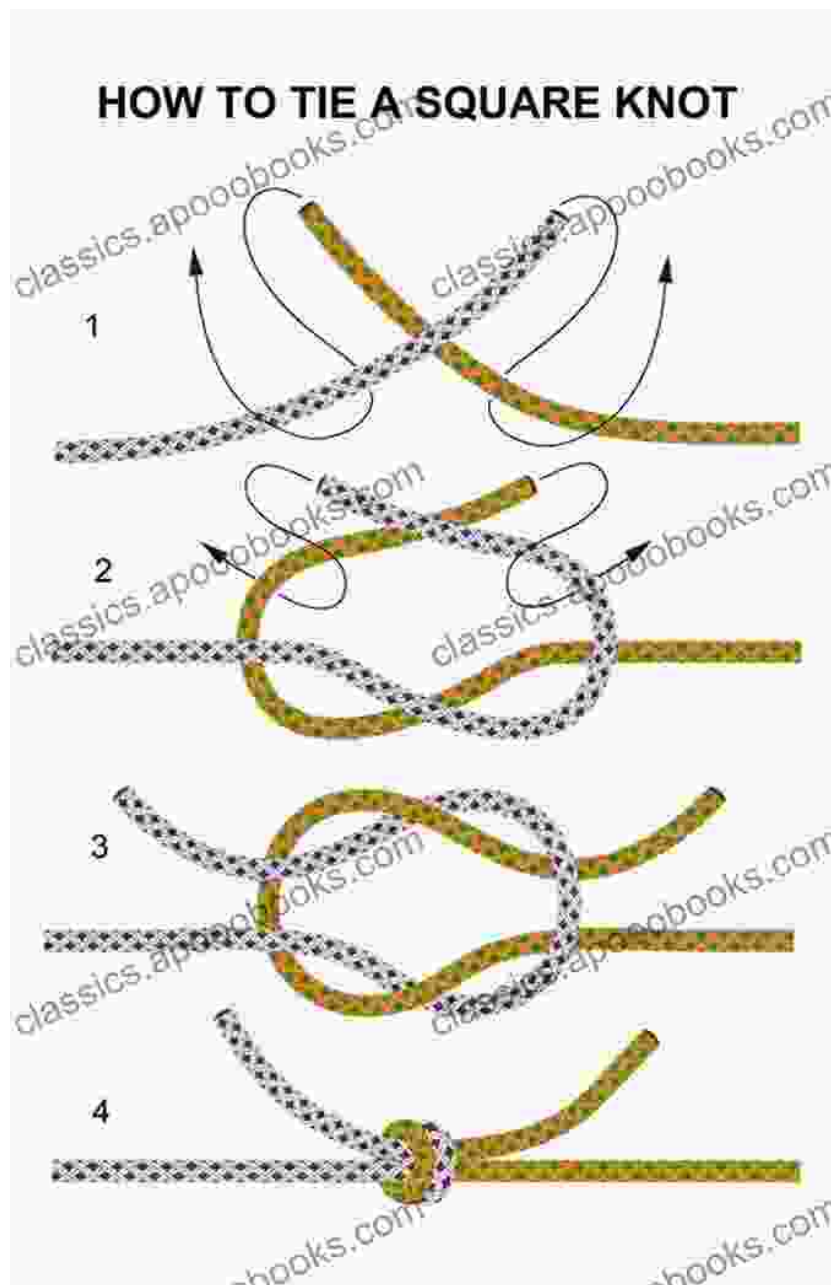
Basic Square Knot

The basic square knot is the most common type of square knot. It is also known as the "reef knot" or the "hercules knot." The basic square knot is used for a variety of purposes, including:

- Tying shoes
- Securing a boat to a dock
- Tying two ropes together
- Creating a loop in a rope

To tie a basic square knot, follow these steps:

1. Cross the two ropes over each other, forming an "X" shape.
2. Take the right-hand rope and pass it over and under the left-hand rope.
3. Take the left-hand rope and pass it over and under the right-hand rope.
4. Pull on both ropes to tighten the knot.



Variations of Square Knot

There are dozens of different square knot variations, each with its own unique purpose and application. Here are a few of the most popular square knot variations:

Overhand Square Knot

The overhand square knot is a simple variation of the basic square knot. It is often used to tie two ropes together that are of different diameters.

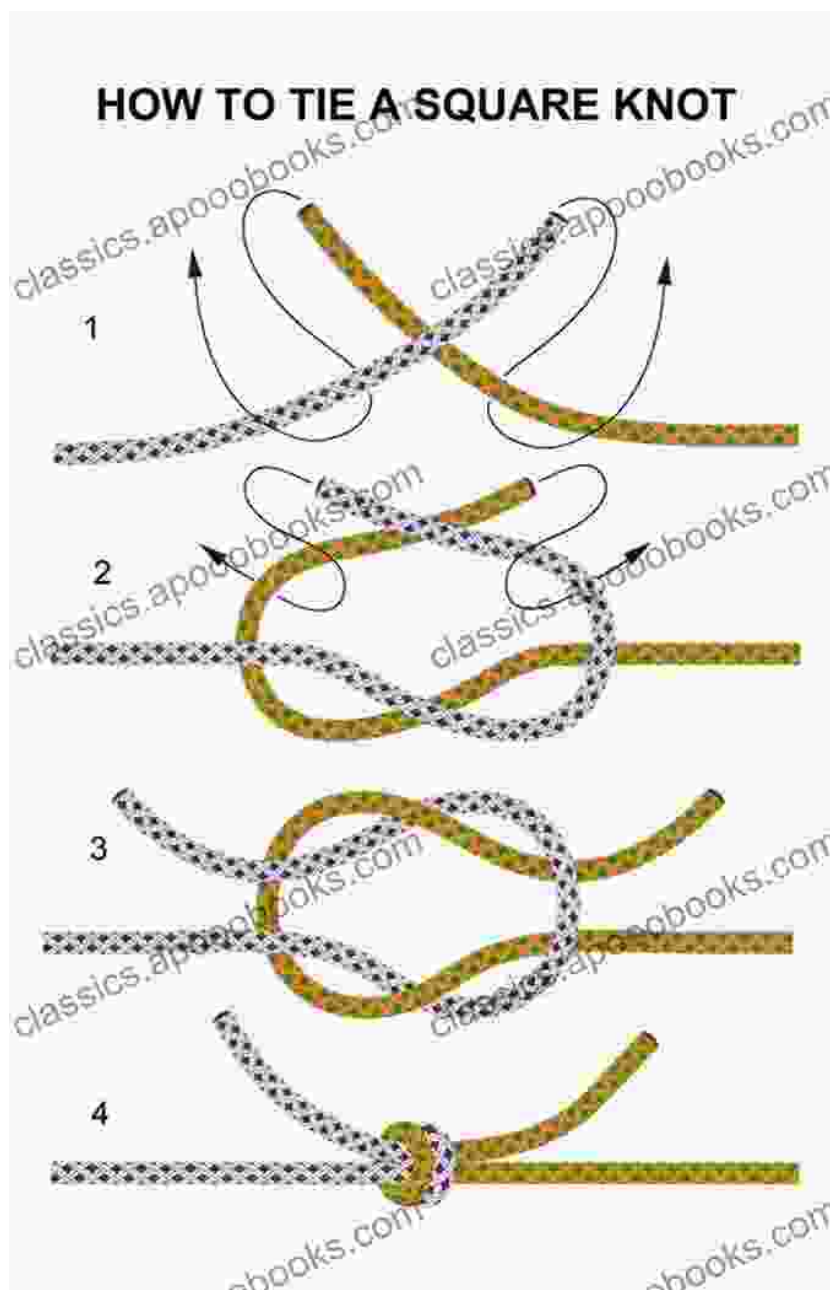
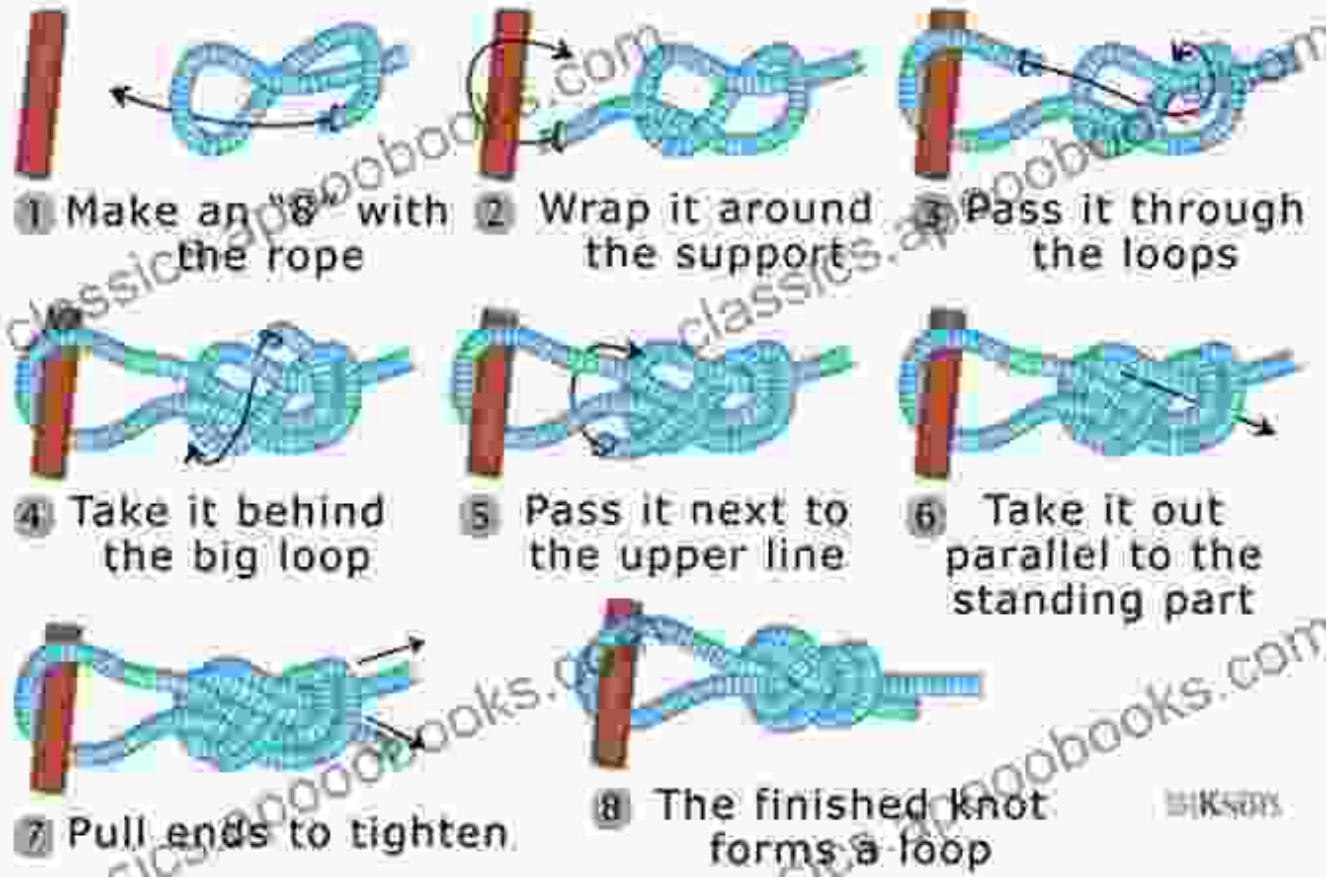


Figure-Eight Square Knot

The figure-eight square knot is a strong and secure knot that is often used for tying two ropes together. It is also known as the "figure-eight follow-through knot."

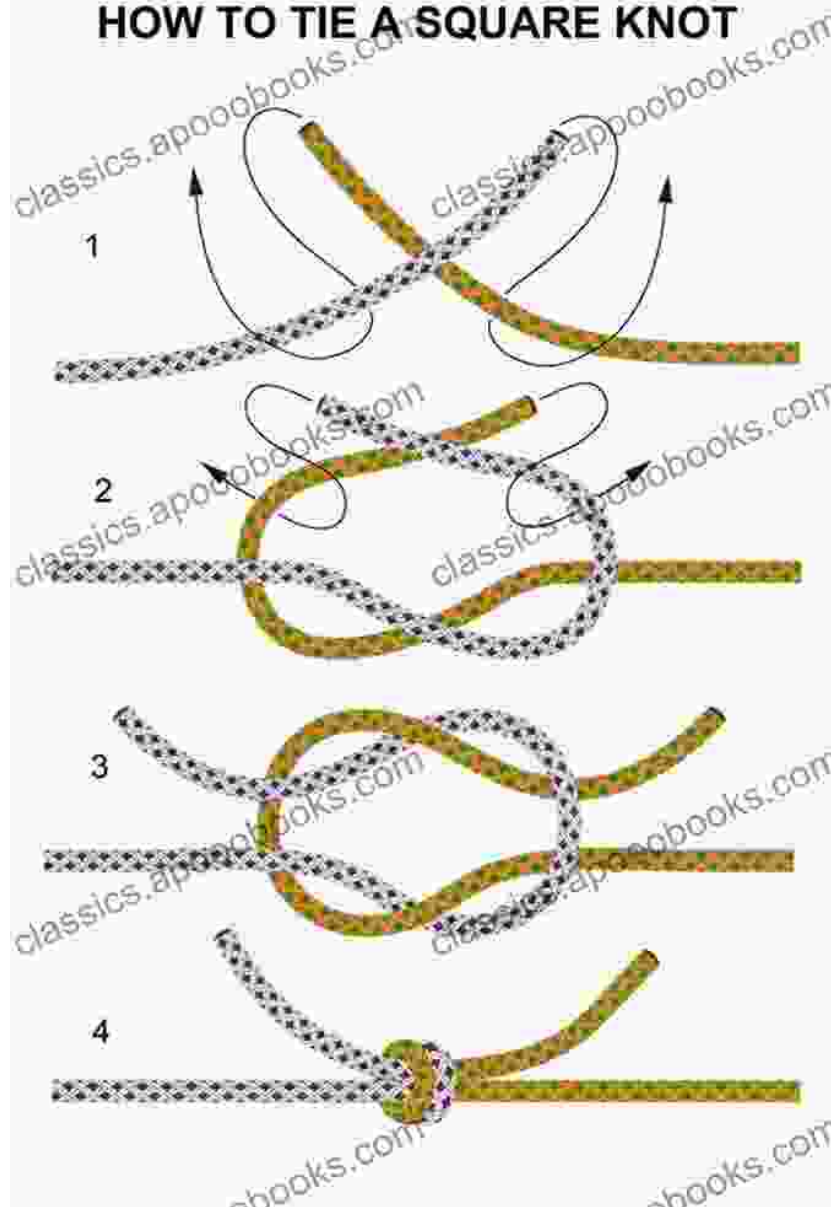
Figure 8 Follow Through Tying Steps



Double Square Knot

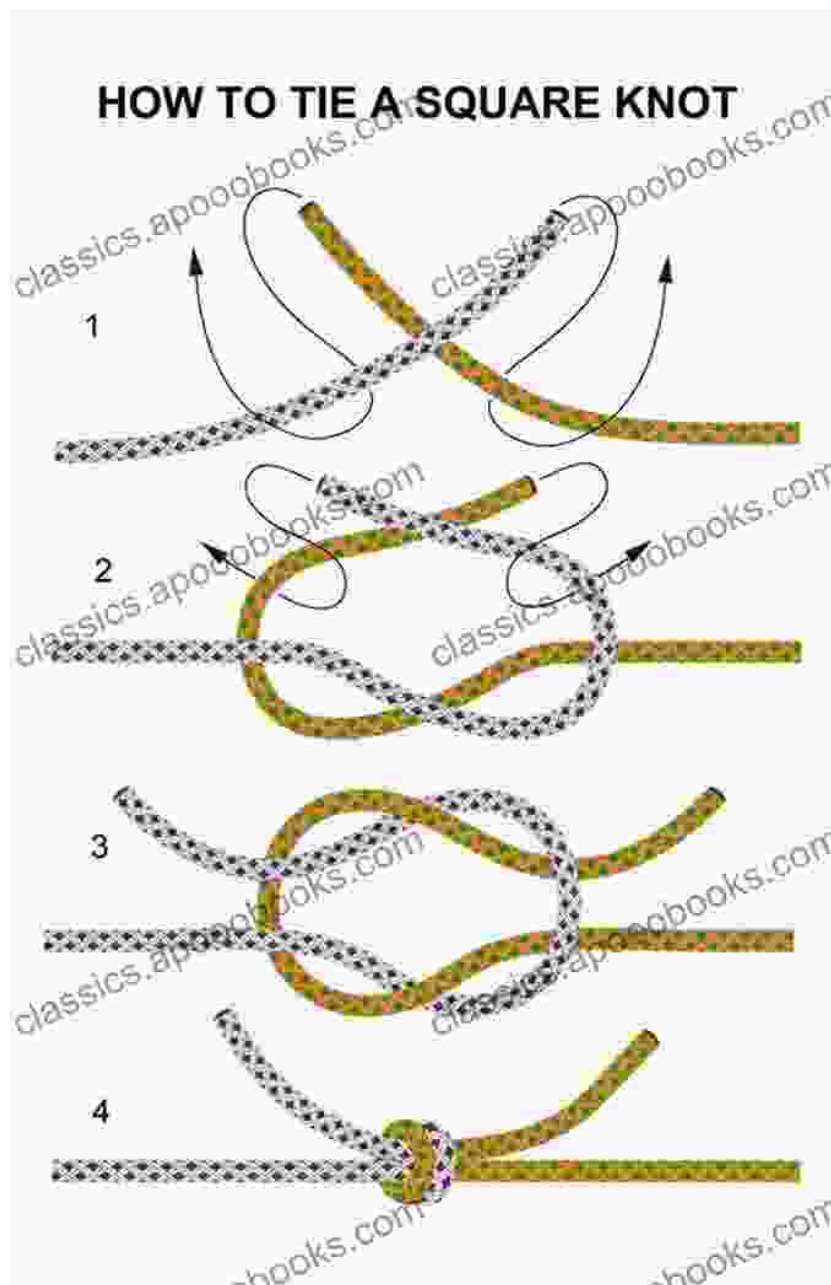
The double square knot is a variation of the basic square knot that is used for tying two ropes together that are of different diameters.

HOW TO TIE A SQUARE KNOT



Slip Square Knot

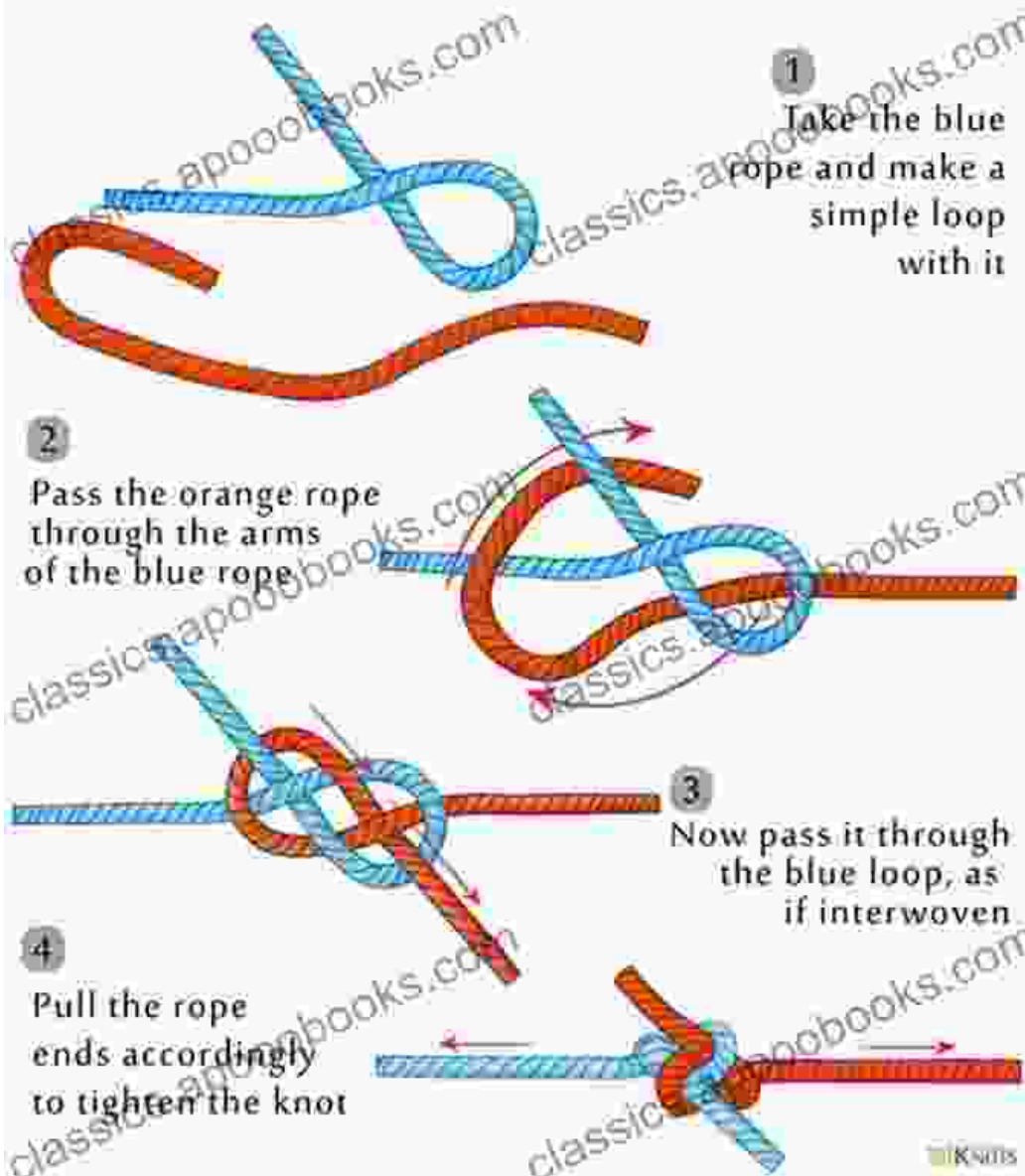
The slip square knot is a variation of the basic square knot that can be easily untied. It is often used for tying a rope to a post or a ring.



Carrick Bend


The carrick bend is a variation of the square knot that is used for tying two ropes together that are of different diameters. It is a very strong and secure knot.

Carrick Bend Instructions



The square knot is a versatile and useful knot that can be used for a variety of purposes. By learning how to tie different square knot variations, you can expand your knot-tying skills and be prepared for any situation.

To learn more about square knots and other knots, check out our website or our book, "The Ultimate Guide to Knots."



How to Tie Square Knot Variations: A Macrame Tutorial

by Claire Percy

★★★★★ 5 out of 5

Language : English
File size : 2033 KB
Text-to-Speech : Enabled
Screen Reader : Supported
Enhanced typesetting : Enabled
Print length : 14 pages
Lending : Enabled



Unlocking the Secrets of the Mind: Brain Mapping Indications and Techniques

The human brain, an intricate and mesmerizing organ, holds the key to our thoughts, emotions, and actions. Understanding its complexities has...



Novel of Misconception, Truth, and Love: A Journey of Transformation

Unraveling the Lies We Tell Ourselves Like a winding labyrinth, misconceptions ensnare us, distorting our perception of reality. This captivating novel...

