


The Marketer's Guide to Creating Visual Content Using PowerPoint

Creating visual content is essential for any marketer who wants to capture attention, engage their audience, and drive results. Visual content is more likely to be shared and remembered than text-based content, and it can help you to build trust and credibility with your audience.

PowerPoint is a powerful tool that can be used to create a wide variety of visual content, including presentations, infographics, social media images, and more. This guide will teach you everything you need to know about creating visual content with PowerPoint, from choosing the right template to adding images and videos.



Marketer's Guide: Create Visual Content using Powerpoint by Andrew Exum

★★★★☆ 4.3 out of 5

Language	: English
File size	: 7477 KB
Text-to-Speech	: Enabled
Screen Reader	: Supported
Enhanced typesetting	: Enabled
Word Wise	: Enabled
Print length	: 101 pages
Lending	: Enabled



Choosing the Right Template

The first step to creating visual content with PowerPoint is to choose the right template. PowerPoint offers a wide variety of templates to choose from, so you can find one that fits your needs and matches your brand's style.

When choosing a template, consider the following factors:

- **The purpose of your visual content.** Are you creating a presentation, an infographic, or a social media image?
- **Your audience.** Who are you trying to reach with your visual content?
- **Your brand's style.** The template you choose should be consistent with your brand's overall look and feel.

Adding Images and Videos

Once you have chosen a template, you can start adding images and videos to your visual content. Images and videos can help to break up your text and make your content more engaging.

When adding images and videos, consider the following:

- **The quality of your images and videos.** Make sure that your images and videos are high-quality and relevant to your topic.
- **The size of your images and videos.** Make sure that your images and videos are the right size for your content. Images and videos that are too large can slow down your page load time, while images and videos that are too small can be difficult to see.
- **The placement of your images and videos.** Make sure that your images and videos are placed strategically throughout your content.

Images and videos should be used to support your text and to make your content more visually appealing.

Using Charts and Graphs

Charts and graphs can be a great way to visualize data and make your content more informative.

When using charts and graphs, consider the following:

- **The type of chart or graph.** There are many different types of charts and graphs to choose from, so choose one that is appropriate for your data.
- **The design of your chart or graph.** Make sure that your chart or graph is designed in a way that is easy to understand.
- **The placement of your chart or graph.** Make sure that your chart or graph is placed strategically throughout your content. Charts and graphs should be used to support your text and to make your content more visually appealing.


Creating visual content with PowerPoint is a powerful way to engage your audience and drive results. By following the tips in this guide, you can create visual content that is informative, visually appealing, and shareable.

So what are you waiting for? Start creating visual content with PowerPoint today!

Marketer's Guide: Create Visual Content using

Powerpoint by Andrew Exum

★★★★☆ 4.3 out of 5




Language	: English
File size	: 7477 KB
Text-to-Speech	: Enabled
Screen Reader	: Supported
Enhanced typesetting	: Enabled
Word Wise	: Enabled
Print length	: 101 pages
Lending	: Enabled



Unlocking the Secrets of the Mind: Brain Mapping Indications and Techniques

The human brain, an intricate and mesmerizing organ, holds the key to our thoughts, emotions, and actions. Understanding its complexities has...



Novel of Misconception, Truth, and Love: A Journey of Transformation

Unraveling the Lies We Tell Ourselves Like a winding labyrinth, misconceptions ensnare us, distorting our perception of reality. This captivating novel...