

The Basic Techniques of Sashiko: A Comprehensive Guide to Materials and Methods

Sashiko, an ancient Japanese embroidery technique, has captivated crafters worldwide with its intricate patterns and practical applications. This comprehensive guide will equip you with the foundational knowledge and skills to delve into the art of Sashiko. From understanding the essential stitches to selecting the right fabrics, we'll guide you every step of the way.



Sashiko For Beginners: The Basic Techniques Of Sashiko And The Fabric Required by JV S

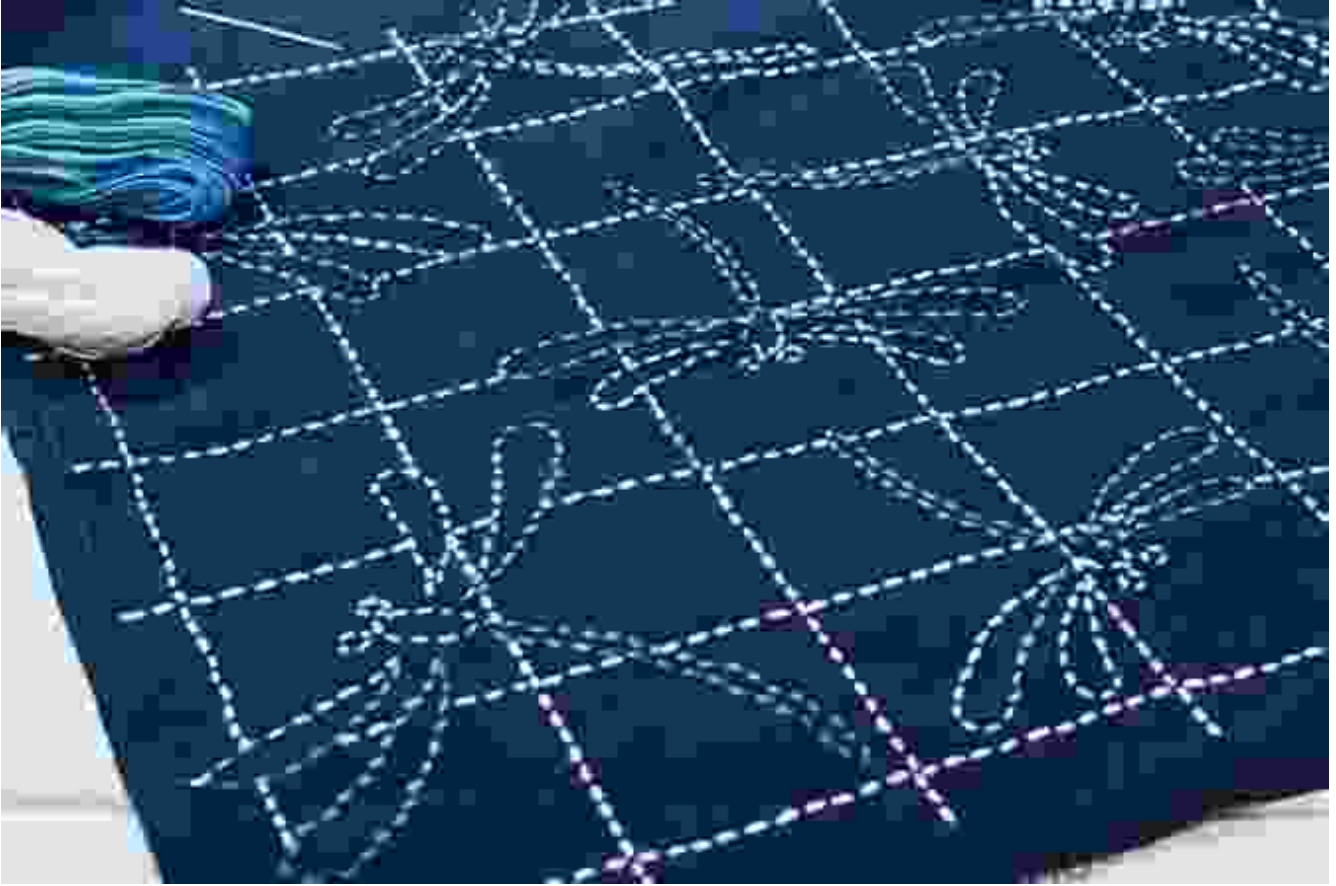
★★★★★ 5 out of 5

Language : English
File size : 1287 KB
Text-to-Speech : Enabled
Screen Reader : Supported
Enhanced typesetting : Enabled
Print length : 115 pages
Lending : Enabled



Essential Sashiko Stitches

Mastering the basic Sashiko stitches is crucial for creating beautiful and durable projects. Here are the fundamental stitches to get you started:




This versatile stitch is the foundation of many Sashiko patterns. It's created by making a series of parallel straight stitches, typically in a grid formation.



Similar to the traditional cross stitch, this variation involves intersecting two running stitches to form an X shape.



For added strength and definition, the backstitch is created by doubling back along the same line and stitching in the opposite direction.



This decorative stitch adds texture and movement to Sashiko patterns. It's made by bringing the thread up and over at irregular intervals, creating small loops.


Selecting the Best Fabrics for Sashiko

The choice of fabric plays a significant role in the outcome of your Sashiko project. Traditional Sashiko fabrics have unique qualities that enhance the


embroidery and ensure durability:



This natural fabric is often dyed in deep indigo blue, giving it a rich and vibrant appearance. Its strength and texture make it ideal for Sashiko.



Hemp fabric is renowned for its durability, breathability, and resistance to mold and mildew. Its natural color complements Sashiko embroidery beautifully.




Cotton is a versatile and affordable fabric that can be used for a wide range of Sashiko projects. Its softness and absorbency make it a comfortable choice for clothing and bedding.

Practical Applications of Sashiko

Sashiko is not only a beautiful embroidery technique but also a practical way to repair and enhance everyday items:



In the past, Sashiko was often used to patch and repair worn fabrics, creating the unique and intricate boro textiles.




Sashiko embroidery adds warmth and durability to futon covers, making them more resilient and visually appealing.



Sashiko tablecloths are not only decorative but also offer protection from spills and stains.

Embarking on the journey of Sashiko is a rewarding experience that combines creativity, tradition, and functionality. By mastering the essential stitches, selecting the right fabrics, and exploring practical applications, you can create beautiful and meaningful projects that will be treasured for years to come.

Whether you're a seasoned crafter or just starting your embroidery adventure, this guide will empower you to embrace the art of Sashiko and create stunning works that reflect your own unique style.



Sashiko For Beginners: The Basic Techniques Of Sashiko And The Fabric Required by JV S

★★★★★ 5 out of 5

Language	: English
File size	: 1287 KB
Text-to-Speech	: Enabled
Screen Reader	: Supported
Enhanced typesetting	: Enabled
Print length	: 115 pages
Lending	: Enabled



Unlocking the Secrets of the Mind: Brain Mapping Indications and Techniques

The human brain, a intricate and mesmerizing organ, holds the key to our thoughts, emotions, and actions. Understanding its complexities has...



Novel of Misconception, Truth, and Love: A Journey of Transformation

Unraveling the Lies We Tell Ourselves Like a winding labyrinth, misconceptions ensnare us, distorting our perception of reality. This captivating novel...