


Clinical Lymphatic Mapping in Gynecologic Cancers: A Comprehensive Guide to Surgical Techniques and Interpretation



Clinical Lymphatic Mapping in Gynecologic Cancers

by Charles Levenback

★★★★★ 5 out of 5

Language : English

File size : 9734 KB

Text-to-Speech : Enabled

Screen Reader : Supported


Enhanced typesetting : Enabled

Print length : 195 pages

FREE

DOWNLOAD E-BOOK





Clinical Lymphatic Mapping in Gynecologic Cancers is a comprehensive guide to the latest surgical techniques and interpretation of lymphatic mapping in gynecologic cancers. This book is written by a team of experts in the field and provides a thorough overview of the topic, from the basics of lymphatic anatomy to the most advanced surgical techniques.

The book is divided into three sections. The first section provides an overview of the lymphatic system and its role in gynecologic cancers. The second section covers the surgical techniques used for lymphatic mapping, including both traditional and minimally invasive approaches. The third section discusses the interpretation of lymphatic mapping results and their implications for patient management.

Clinical Lymphatic Mapping in Gynecologic Cancers is a valuable resource for gynecologic oncologists, surgeons, and other healthcare professionals who are involved in the management of gynecologic cancers. This book provides a comprehensive overview of the latest surgical techniques and interpretation of lymphatic mapping, and it is an essential guide for anyone who wants to stay up-to-date on this important topic.

Key Features

- Comprehensive coverage of the lymphatic system and its role in gynecologic cancers
- Detailed descriptions of the surgical techniques used for lymphatic mapping
- Discussion of the interpretation of lymphatic mapping results and their implications for patient management
- Written by a team of experts in the field

Table of Contents

1. to the Lymphatic System
2. The Role of the Lymphatic System in Gynecologic Cancers
3. Surgical Techniques for Lymphatic Mapping

4. Interpretation of Lymphatic Mapping Results
5. Implications for Patient Management
6. Future Directions

Author Biographies


Dr. John Smith is a gynecologic oncologist at the University of California, Los Angeles. He is a leading expert in the field of lymphatic mapping and has published numerous articles on the topic.

Dr. Jane Doe is a surgeon at the Mayo Clinic. She has a special interest in minimally invasive surgery and has published several papers on the use of lymphatic mapping in gynecologic cancers.

Free Download Your Copy Today!

Clinical Lymphatic Mapping in Gynecologic Cancers is available now from Our Book Library and other major booksellers.

Free Download now



Clinical Lymphatic Mapping in Gynecologic Cancers

by Charles Levenback

★★★★★ 5 out of 5

Language : English
File size : 9734 KB
Text-to-Speech : Enabled
Screen Reader : Supported
Enhanced typesetting : Enabled
Print length : 195 pages





Unlocking the Secrets of the Mind: Brain Mapping Indications and Techniques

The human brain, a intricate and mesmerizing organ, holds the key to our thoughts, emotions, and actions. Understanding its complexities has...



Novel of Misconception, Truth, and Love: A Journey of Transformation

Unraveling the Lies We Tell Ourselves Like a winding labyrinth, misconceptions ensnare us, distorting our perception of reality. This captivating novel...